

Mirroring360 by Splashtop

Mirror device screens to any computer. Share your computer to any device.

Mirroring360 lets you wirelessly mirror, share, and record your Chromebook, iPad, iPhone, Android, Mac and Windows screens without the need for hardware or cables.



Start sharing your work, your ideas, and your apps by using Mirroring360 by Splashtop!

In the classroom

Teachers and students can share any content from their devices to the classroom computer and, if connected, to the projector or interactive whiteboard. Turn students into presenters without them moving from their seats. Great for professional development. Ideal for 1:1 and BYOD programs.

In the office

Presenters can wirelessly present their device from anywhere in the room. Let attendees present their own content without moving from their seat. Display apps or content over a WebEx, join.me or GoToMeeting. Instructors and demonstrators can demonstrate the latest app features. Test participants' expertise by asking them to mirror their device. Share company websites, internal apps, product demos and more. IT/Support staff are now able to extend remote support to iOS and Android devices - viewing their device screen on a computer local to them – and help resolve configuration or app issues. With Mirroring360 Pro, you can share your screen with up to 40 devices at once in real-time.

At home

Share your photos, music, or game skills with your family on the big screen TV (via a computer or media box like Fire TV). Turn your device into the ultimate gaming console for an immersive experience.

“Using Mirroring360 in an instructional setting has shown a direct increase in engagement among our students”

Matt Penner

Director of Information and Instructional Technology
Val Verde Unified

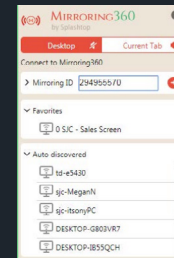
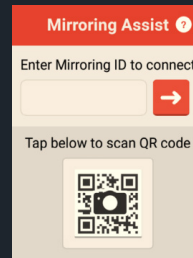
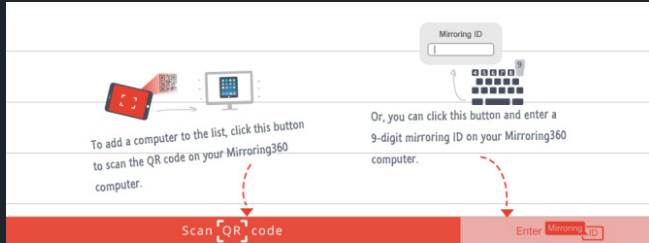


Start your free trial today!

mirroring360.com

Using Mirroring Assist makes it easy to connect

Easily connect to devices on separate subnets or VLANs



Connect from Chromebook, PC or Mac

Connect from Android

Connect from iOS



Computer displays QR code and ID

Features

- **Mirror up to 4 device screens simultaneously** – wirelessly. This can be any mix of devices
- **Use a QR code or 9-digit ID** to allow participants to quickly and easily connect to your computer
- **Use Mirroring Assist** to eliminate the need to use Bonjour on the network
- **Connection control** - Add a password to restrict connections, close a connection, set resolution, change computer name, turn off Bonjour
- **Large deployment option** - MSI package with options to preset default configurations, organizational license key for easy management
- **Record mirrored screens** to make video recaps.
- **Mirroring360 Pro** - share your screen to up to 40 viewers. Move your license between devices, and more.
- **Unbeatable Price** - \$11.99 for Standard License. \$29.99/year for Pro Subscription. Volume licenses available for entire schools, districts, and companies.

How it works

Install Mirroring360 onto your PC or Mac and start mirroring from devices:

- **From iOS devices** - turn on AirPlay + Mirroring. Optionally download the Mirroring Assist app from the App store to use a QR code or ID.
- **From Android devices** - install the Mirroring360 Sender app from Google Play.
- **From a Chromebook, PC or Mac** - install the Mirroring360 for Chrome extension from the Chrome webstore.

For more details, and where to download

[mirroring360/how-it-works](https://mirroring360.com/how-it-works)

Want to share Mirrored screens to other devices? Check out Splashtop Classroom

splashtop.com/classroom



Splashtop, Inc.
10050 N. Wolfe Rd., Ste. 260, Cupertino, CA 95014 USA
1-408-886-7177 - www.splashtop.com

©2022, Splashtop, Inc. All rights reserved - www.splashtop.com